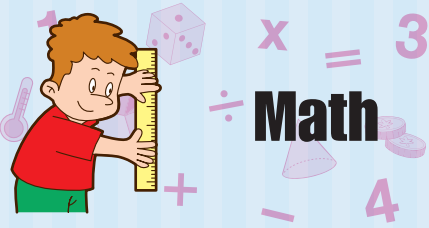






MY 8-WEEK SUMMER SCHEDULE

Week 1 p. 7 – 30	Week 2 p. 31 – 52
 <p>English</p>	<ul style="list-style-type: none"> • reading a poem • ordinal numbers • number words • solving riddles
 <p>Math</p>	<ul style="list-style-type: none"> • completing a poem • coloring a rainbow • ordering pictures • word search
 <p>Science</p>	<ul style="list-style-type: none"> • counting • subtraction • writing time • drawing clock hands
 <p>Arts & Crafts</p>	<ul style="list-style-type: none"> • living and nonliving things • needs of flowers
 <p>Safety Tips</p>	<ul style="list-style-type: none"> • life cycles of a plant and a frog • four seasons • color change of maple leaves
 <p>Health Tips</p>	<ul style="list-style-type: none"> • Flower Family  • Butterfly Beauty 
	<ul style="list-style-type: none"> • At a Playground
	<ul style="list-style-type: none"> • Berry Time • Health Benefits of Eating Carrots

Week 3 p. 53 – 76	Week 4 p. 77 – 98	Week 5 p. 99 – 122	Week 6 p. 123 – 144
<ul style="list-style-type: none"> • story time • sorting animals • crossword puzzle 	<ul style="list-style-type: none"> • story time • drawing pictures • decoding a message • completing a maze 	<ul style="list-style-type: none"> • story time • crossword puzzle • opposite words • rhyming words 	<ul style="list-style-type: none"> • reading a letter • word search • reading, drawing, and coloring a summer scene • sorting items
<ul style="list-style-type: none"> • position words • counting • comparing • ordinal numbers 	<ul style="list-style-type: none"> • ordering • pictograph • counting 	<ul style="list-style-type: none"> • counting • pictograph • symmetry • patterning 	<ul style="list-style-type: none"> • shapes and solids • patterning • things in pairs
<ul style="list-style-type: none"> • natural and human-made homes • animal homes 	<ul style="list-style-type: none"> • things that absorb water • float or sink • things that melt or dissolve 	<ul style="list-style-type: none"> • see-through objects • things that flow • choosing suitable materials for items 	<ul style="list-style-type: none"> • scales • stable structures • air
<ul style="list-style-type: none"> • Ladybug Fun 	<ul style="list-style-type: none"> • Halloween Lantern 	<ul style="list-style-type: none"> • Cute Santa 	<ul style="list-style-type: none"> • Bunny Puppet 
<ul style="list-style-type: none"> • At a Petting Zoo 		<ul style="list-style-type: none"> • At a Beach 	
<ul style="list-style-type: none"> • My Grocery List 	<ul style="list-style-type: none"> • Setting Goals 	<ul style="list-style-type: none"> • Colorful Fruits and Vegetables 	<ul style="list-style-type: none"> • My Healthful Breakfast

Week

7

p. 145 – 168

Week

8

p. 169 – 190



- story time
- word search
- spelling
- position words

- story time
- crossword puzzle
- plural nouns
- extra words in sentences



- capacity of containers
- counting and adding
- counting and subtracting

- value of coins
- measuring with correct tools
- probability



- things that need electricity
- tools
- uses of items

- things that keep sheets of paper together
- uses of wheels
- communication tools



- Thanksgiving Turkey Place Keeper

- Leaf People




- Hiking



- My Healthy Hair


- How I Feel Today

Online Resources



p. 6

Answers



p. 191 – 207

Award




p. 208

POPULAR USA

A. Read the poem. Then answer the questions.

The Hopscotch Hop



Let's make a game for you and me.
You will see how much fun it can be.
We will draw some lines and numbers too,
using the colors red and blue.
Then hop from numbers one to nine.
When we are done,
we will do it one more time!

1. What game are they playing?

2. What did they draw?

_____ and _____

3. What colors did they use to draw?

_____ and _____

Week

1






English

B. Label each toy with the correct ordinal number.

- third
- tenth
- fourth
- seventh
- sixth
- fifth


A. Count how many children there are in each game. Then write the number in the circle.



B. Color the children's toys.

I have 3 balls, 3 tops, and 1 robot. Please color my toys green.

I have 1 ball, 5 tops, and 2 robots. Please color my toys red.



A. Draw lines to match.

Week

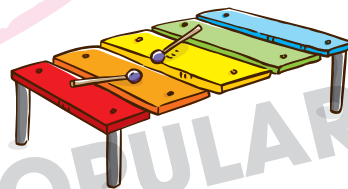



1




Science

Living
Thing

Nonliving
Thing



B. Write “living thing” or “nonliving thing” in each box. Then write one more example for each.



My Example _____

living thing: _____

nonliving thing: _____

POPULAR USA