

Contents

Section I

Overview	
1. Comparing Sizes	6
2. Comparing Heights and Lengths	10
3. Comparing Shapes and Weights	12
4. Comparing Positions	16
5. Matching and Arranging Objects	20
Midway Review	24
6. Ordering Objects (1)	28
7. Ordering Objects (2)	30
8. Sorting Objects (1)	34
9. Sorting Objects (2)	38
Final Review	42

Section II

Overview	
1. Addition and Subtraction of 1	48
2. Addition Facts to 6	52
3. Subtraction Facts to 6	56
4. Addition and Subtraction of 0	60
5. Addition and Subtraction Facts to 6	64
6. Addition Facts to 10	68
7. Subtraction Facts to 10	72
8. Addition and Subtraction Facts to 10	76
Midway Review	80
9. Addition Facts to 15	84
10. Subtraction Facts to 15	88
11. Addition and Subtraction Facts to 15	92
12. Addition Facts to 20	96
13. Subtraction Facts to 20	100
14. Addition and Subtraction Facts to 20	104
15. More Addition and Subtraction	108
16. Addition and Subtraction with Money	112
Final Review	116

Section III

Overview	
1. Comparing, Sorting, and Ordering	122
2. Numbers 1-10	126
3. Addition and Subtraction	130

4.	Numbers 11-20.....	134
5.	Solids.....	140
6.	Solid Column Graphs.....	142
7.	Numbers 20-100.....	146
	Midway Review.....	152
8.	More about Addition and Subtraction.....	158
9.	Measurement.....	164
10.	Time.....	170
11.	Money.....	174
12.	Shapes.....	178
13.	Pictographs.....	182
	Final Review.....	186

Section IV

	Overview	
1.	Numbers 1 to 10.....	194
2.	Addition and Subtraction to 10.....	196
3.	Addition and Subtraction to 20.....	200
4.	Shapes.....	204
5.	Solid Column Graphs.....	208
	Midway Review.....	212
6.	Numbers 20 to 100.....	216
7.	Addition and Subtraction to 50.....	220
8.	Addition and Subtraction to 100.....	224
9.	Money.....	228
10.	Measurement.....	232
11.	Pictographs.....	234
12.	Probability.....	238
	Final Review.....	240




Parents' Guide	245
-----------------------------	-----

Answers	249
----------------------	-----




1

Comparing Sizes




Circle the smaller object.

① 	② 	③ 
--	--	--


Circle the bigger animal.

④ 	⑤ 	⑥ 
--	--	--

Draw a similar shape which is bigger than the one shown.

⑦ 	⑧ 	⑨ 
--	--	--


Color the container which holds more juice.




Draw a similar snack which is smaller than the one shown.



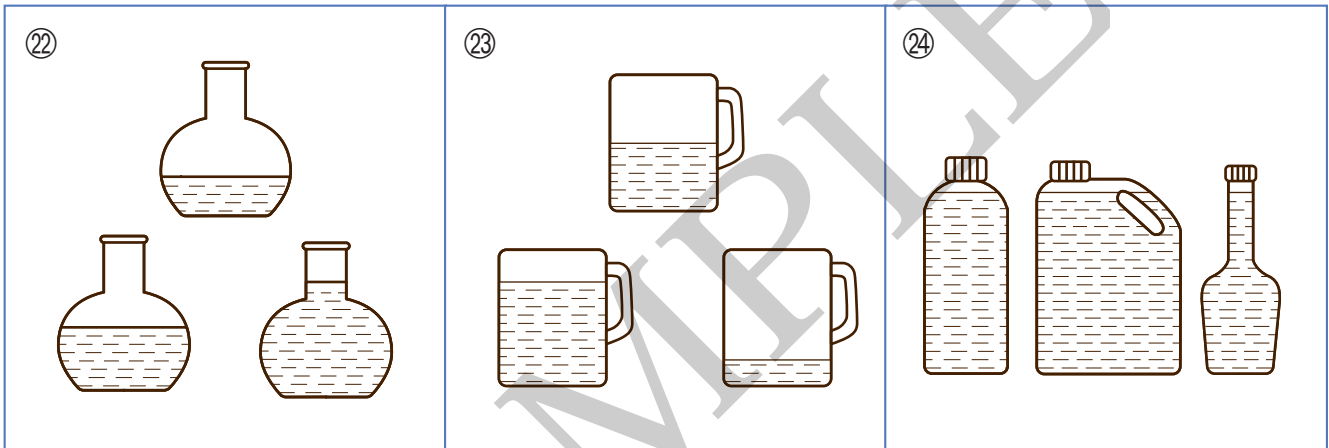
Color the biggest fruit.



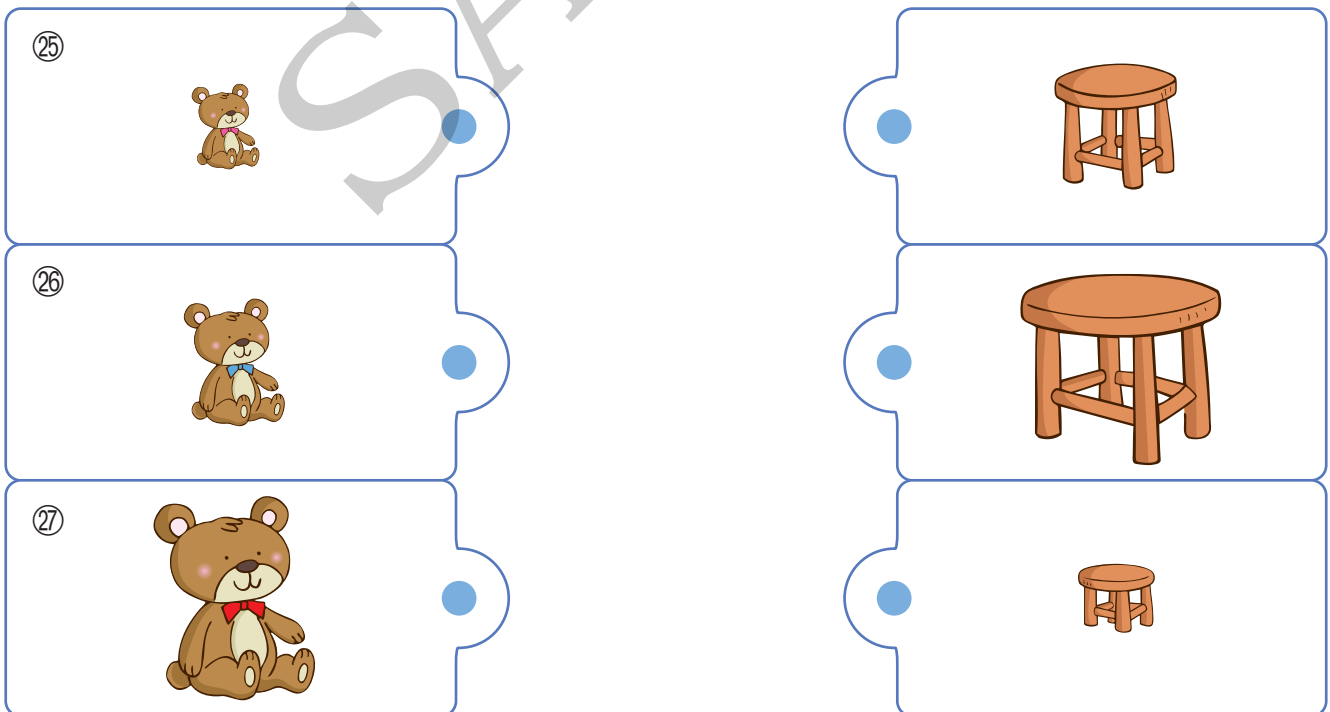
Color the smallest animal.



Color the container with the least water.



Draw lines to join the bears to their chairs.



Circle the correct word in each sentence.

28



is

bigger / smaller

than



.

29



is

bigger / smaller

than



.

30



is


bigger / smaller

than



.

Look at the gift boxes. Circle the correct word in each sentence.



31



is

bigger / smaller

than



.


32



is

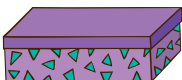
bigger / smaller

than



.

33



is

bigger / smaller

than



.

34

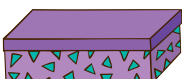


is the

biggest / smallest

gift box.

35



is the

biggest / smallest

gift box.