

Contents

Section I

Overview	
1. Addition and Subtraction to 20	6
2. 2-Digit Numbers	8
3. Addition to 100.....	12
4. Subtraction to 100	16
5. Shapes	20
Midway Review.....	22
6. More about Addition and Subtraction.....	26
7. Measurement.....	30
8. Money.....	32
9. Pictographs.....	36
10. Probability.....	40
Final Review.....	42

Section II

Overview	
1. Addition and Subtraction Facts to 20	48
2. More about Addition Facts.....	52
3. Relating Subtraction to Addition	56
4. Adding and Subtracting Using Counting	60
5. Adding without Regrouping I	64
6. Adding without Regrouping II.....	68
7. Adding with Regrouping I.....	72
8. Adding with Regrouping II.....	76
Midway Review.....	80
9. Subtracting without Regrouping I	84
10. Subtracting without Regrouping II.....	88
11. Subtracting with Regrouping I	92
12. Subtracting with Regrouping II	96
13. Estimating Sums and Differences	100
14. Checking Subtraction by Using Addition	104
15. More Addition and Subtraction	108
16. Addition and Subtraction with Money	112
Final Review.....	116

Section III

Overview	
1. 3-Digit Numbers	122

2.	Addition and Subtraction	126
3.	Multiplication.....	132
4.	Length.....	138
5.	Time and Temperature	140
6.	Money.....	146
7.	Lines.....	150
8.	2-D Figures.....	152
9.	Pictographs.....	156
	Midway Review.....	158
10.	4-Digit Numbers	164
11.	More about Addition and Subtraction.....	166
12.	Division	170
13.	Weight	174
14.	Angles.....	176
15.	Solids	178
16.	Block Graphs.....	180
17.	Fractions and Decimals	182
18.	Transformations.....	184
	Final Review.....	186

Section IV

	Overview	
1.	3-Digit Numbers	194
2.	Addition and Subtraction.....	196
3.	Multiplication.....	200
4.	Money.....	204
5.	Pictographs.....	208
6.	More about Addition and Subtraction.....	212
	Midway Review.....	216
7.	4-Digit Numbers	220
8.	Division	224
9.	Measurement.....	228
10.	More about Multiplication and Division	230
11.	Bar Graphs	234
12.	Probability.....	238
	Final Review.....	240

Parents' Guide	245
-----------------------------	-----


Answers	249
----------------------	-----

1

Addition and Subtraction to 20

Use the fact families to fill in the missing numbers.

①




a. $12 + 7 = \underline{\quad}$

b. $\underline{\quad} - 7 = 12$

c. $\underline{\quad} - 12 = 7$

②




a. $8 + 7 = \underline{\quad}$

b. $\underline{\quad} - 8 = 7$

c. $\underline{\quad} - 7 = 8$

③




a. $6 + 8 = \underline{\quad}$

b. $14 - \underline{\quad} = 6$

c. $\underline{\quad} - 6 = 8$

④



a. $9 + 4 = \underline{\quad}$

b. $\underline{\quad} - 4 = 9$

c. $13 - \underline{\quad} = 4$

⑤

a. $12 + 8 = \underline{\quad}$

b. $\underline{\quad} - 8 = 12$

⑥

a. $7 + 9 = \underline{\quad}$

b. $16 - \underline{\quad} = 9$

⑦

a. $8 + 9 = \underline{\quad}$


b. $\underline{\quad} - 8 = 9$

⑧

a. $11 + 8 = \underline{\quad}$

b. $19 - \underline{\quad} = 8$

Look at the pictures. Then answer the questions.



⑨ How many  are there? _____



⑩ How many  are there? _____



⑪ How many  are there? _____



⑫ How many  are there? _____



⑬ How many birds are there?

_____ + _____ = _____

_____ birds

⑭ How many more  than  are there?

_____ - _____ = _____

_____ more

⑮ How many horses are there?

_____ + _____ = _____

_____ horses

⑯ How many more  than  are there?

_____ - _____ = _____

_____ more

⑰ How many animals are brown?

_____ + _____ = _____

_____ animals

2

2-Digit Numbers

Fill in the missing numbers.

①

38	39			42			45
----	----	--	--	----	--	--	----

②

29		27			24		22
----	--	----	--	--	----	--	----

③

	57			54	53		51
--	----	--	--	----	----	--	----

Put the numbers in order from greatest to least.

④

				:	_____	,	_____	,	_____	,	_____
--	--	--	--	---	-------	---	-------	---	-------	---	-------

⑤


				:	_____	,	_____	,	_____	,	_____
---	---	---	---	---	-------	---	-------	---	-------	---	-------

⑥

				:	_____	,	_____	,	_____	,	_____
---	---	---	---	---	-------	---	-------	---	-------	---	-------

Help the bird count by 4's to get to the nest. Color its path.

⑦



4	8	12	18	24	30	38
6	10	16	20	22	36	40
12	20	22	24	36	40	44
16	14	24	28	32	42	48



Fill in the missing numbers in the patterns. Then circle the correct words and write the numbers.

⑧ 12, 14, 16, 18, _____, _____, _____

Pattern: **increase** / **decrease** by _____

⑨ 55, 50, 45, 40, _____, _____, _____

Pattern: **increase** / **decrease** by _____

⑩ 20, 30, 40, 50, _____, _____, _____


Pattern: **increase** / **decrease** by _____

⑪ 85, 84, 83, 82, _____, _____, _____

Pattern: **increase** / **decrease** by _____

Color the flowers. Then answer the questions.

⑫ Color the 19th  blue and the 21st  yellow.



⑬ How many  are there from the 15th to the 20th? _____ 

⑭ How many  are there in all? _____ 

⑮ How many more  must Sally plant so that there are 29  in all? _____ more